



KINTAMPO

RURAL BANK LIMITED

FINANCIAL REPORTS FOR THE YEAR ENDED
31 DECEMBER, 2020

TABLE OF CONTENTS

Notice of Annual General Meeting	1
Board of Directors, Officials and Registered Office	2
Report of Directors	3
Report of the Auditors	5
Statement of Profit or Loss and other Comprehensive Income	8
Statement of Financial Position	9
Statement of Changes in Equity 2019	10
Cash Flow Statement	12
Notes to the Financial Statements	13
Tax Computation of Assessment 2019	41
Capital Allowance Computation 2019 year of Assessment	42

NOTICE OF ANNUAL GENERAL MEETING

NOTICE is hereby given that the 35th Annual General Meeting (AGM) of **KINTAMPO RURAL BANK LIMITED** will be held at **WESLEY METHODIST CHURCH, KINTAMPO** on **Saturday, 8th May, 2021 at 10:00 am** to transact the following business.

AGENDA

1. To read the Notice convening the meeting
2. To receive and consider the Directors' and Chairman's Report
3. To receive and consider the Accounts for the years ended 31st December 2019 and 31st December 2020, and reports of Auditors
4. Passing of Resolution (s)
5. To elect Directors
6. To approve the Directors fee for the year 2021
7. To authorize the Directors to fix the remuneration of the Auditors for the year 2021
8. Any Other Matters

DATED THIS 7th day of April, 2021

Signed

.....
BY THE ORDER OF THE BOARD
MARTIN MENSAH
(SECRETARY)

NOTE:

A member entitled to attend and vote at the meeting may appoint a proxy who need not be a member of the bank to vote in his/her stead. A form of proxy for it to be valid for the purposes of the meeting must be completed and deposited at the Head office, Kintampo, not less than forty-eight (48) hours before the meeting.

All Shareholders who have not received their Annual Reports and Accounts for the years 2019 and 2020 should contact the bank and its Agencies/Mobilization Centres for their copies or act on this **NOTICE** and attend the meeting.

KINTAMPO RURAL BANK LIMITED

BOARD OF DIRECTORS AND OFFICIALS

Board of Directors

Hon. Yaw Effah-Baafi	- Non-Executive Chairman
Mr. Boyd Donkor	-Non-Executive Vice Chairman
Dr. Sulemana Abubakari	- Non-Executive Member
Madam Mary Ama Owusu	- Non-Executive Member
Mr. Martin Kwame Kodom	- Non-Executive Member
Mr. Appiah Donyina	- Non-Executive Member
Nana Owusu Gyare II	- Non-Executive Member
Mr. Yaw Wiredu Peprah	-Co-opted Member

Secretary

Mr. Martin Mensah
P.O. Box 98
Kintampo-Bono East Region

Management

Mr. Martin Mensah	General Manager
Mr. Isaac Kwarteng Ankomah	Head, Operations
Mr. Alhassan Adams	Head, Credit
Mr. Samuel Appiah	Head, Administration
Mr. Abdul Ganiyu Ibrahim	Head, Finance
Mr. Benjamin Ofori Okyere	Head, Risk & Compliance
Mr. Emmanuel K. Tawiah	Head, ICT
Mr. Asafo-Adjei Baffoe	Head, Internal Audit

Registered Office

Bank Premises
Plot 131 Block D Sector 1
Kintampo - Bono East Region

Auditors

Opoku, Andoh & Co
Chartered Accountants
SDA 8, Community 5
P. O. Box CO 1364

Solicitors

Wiredu Peprah, Oduro & Co.
Post Office Box 1542
Sunyani - Bono Region
Ghana West Africa

Bankers

ARB Apex Bank Limited

REPORT OF THE DIRECTORS TO THE MEMBERS OF KINTAMPO RURAL BANK LIMITED YEAR ENDED 31 DECEMBER, 2020

The Directors present their report together with the audited financial statements of the Bank for the year ended 31 December, 2020.

1. **DIRECTORS' RESPONSIBILITY STATEMENT**

The directors are responsible for the preparation and fair presentation of these financial statements in accordance with International Financial Reporting Standards (IFRS), and in the manner required by the Companies Act, 2019 (Act 992) and the Banks and Specialised Deposit-Taking Institutions Act, 2016 (Act 930) and for such internal controls as the directors determine are necessary to enable the preparation of financial statements that are free from material misstatements, whether due to fraud or error.

The directors have made an assessment of the ability of the Bank to continue as a going concern and have no reason to believe that the Bank will not be a going concern in the year ahead.

2. **NATURE OF BUSINESS**

The Bank's principal activities are provision of Rural Banking services.

There was no change in the nature of the Bank's business during the year.

3. **FINANCIAL RESULTS**

The results of operations for the year ended 31 December, 2020 are set out in the attached financial statements, highlights of which are as follows:

	2020	2019
	GH¢	GH¢
The Bank recorded a net profit before taxation of	1,443,659	1,310,459
From which is deducted income tax expense of	(509,102)	(386,949)
Giving a net profit after tax of	934,557	923,510
There was a transfer to statutory reserve fund of	(233,639)	(461,755)
Leaving a profit for the year after tax and transfer to statutory reserve of	700,918	461,756
When added to the opening balance on the income surplus account as of 1 January	5,595,528	4,902,932
And adjusting it with Prior Year Adjustment of	-	230,840
And adjusting it with transfer to stated capital of	-	-
From which is deducted final dividend paid of	-	-
Leaving a closing balance on the income surplus account of	6,296,446	5,595,528

REPORT OF THE DIRECTORS TO THE MEMBERS OF
KINTAMPO RURAL BANK LIMITED
YEAR ENDED 31 DECEMBER, 2020

4. **STATED CAPITAL**

The Bank's Stated Capital relating to Ordinary Shares issued increased from GH¢2,382,569 as at the end of the previous year to GH¢2,437,154; recording an increase of GH¢54,585 as at close of the year. The number of issued shares also increased from 18,503,710 to 18,776,633 showing an increase of 272,923.

5. **DIVIDEND**

The Directors do not recommend the payment of any dividend for the year. (2019 - GH¢0.00) per Bank of Ghana directives per its Notice No.BG/GOV/SEC/2020/03 on Suspension of Distribution of Dividends for the Financial Years 2019 and 2020.

6. **CORPORATE GOVERNANCE**

The Board of Directors is committed to ensuring good corporate governance as a means of determining the direction and performance of the Bank. To this end, the Bank aims to comply with best practices in corporate governance.

7. **DIRECTORS REPRESENTATION**


The Directors confirm that no matters have arisen since 31st December, 2020 which materially affect the financial statements as presented.

8. **AUDITORS**


The Auditors, Opoku Andoh & Co will continue in office in accordance with Section 134 (5) of the Companies Act, 2019 (Act 992).

9. **APPROVAL OF THE FINANCIAL STATEMENTS**

The Financial Statements were approved by the Board of Directors on 15th April, 2021 and were signed on their behalf by the following:



DIRECTOR



DIRECTOR

INDEPENDENT AUDITORS REPORT TO THE MEMBERS OF KINTAMPO RURAL BANK LIMITED ON THE FINANCIAL STATEMENTS FOR THE YEAR ENDED 31 DECEMBER, 2020

Report on the Audit of the Financial Statements

We have audited the financial statements of Kintampo Rural Bank Limited, which comprise the statements of financial position as at 31 December 2020, and the statements of comprehensive income, changes in equity and cash flows for the year then ended, and the notes to the financial statements which include a summary of significant accounting policies and other explanatory notes, as set out on pages 13 to 39.

Our Opinion

We have audited the financial statements of Kintampo Rural Bank Limited, which comprise the statements of financial position as at 31 December 2020, and the statements of comprehensive income, changes in equity and cash flows for the year then ended, and the notes to the financial statements which include a summary of significant accounting policies and other explanatory notes, as set out on pages 8 to 39.

Basis of Opinion

We conducted our audit in accordance with International Standards on Auditing (ISAs). Our responsibilities under those standards are further described in the Auditor's Responsibilities for the Audit of the Financial Statements section of our report.

We conducted our audit in accordance with International Standards on Auditing (ISAs). Our responsibilities under those standards are further described in the Auditor's Responsibilities for the Audit of the Financial Statements section of our report.

We believe that the audit evidence we have obtained is sufficient and appropriate to provide a basis for our opinion.

We are independent of the Bank in accordance with the International Ethics Standards Board for Accountants' Code of Ethics for Professional Accountants (IESBA Code) together with the ethical requirements that are relevant to our audit of financial statements in Ghana, and we have fulfilled our other ethical responsibilities in accordance with these requirements and the IESBA Code.

Other Information

The Directors are responsible for the other information. The other information comprises the Corporate Information, Report of the Directors as required by the Companies Act, 2019 (Act 992) and the Banks and Specialised Deposit- Taking Institutions Act, 2016 (Act 930), the Chairman's Report, but does not include the financial statements and our auditor's report thereon.

Our opinion on the financial statements does not cover the other information and we do not express any form of assurance conclusion thereon.

In connection with our audit of the financial statements, our responsibility is to read the other information and, in doing so, consider whether the other information is materially inconsistent with the financial statements or our knowledge obtained in the audit, or otherwise appears to be materially misstated. If, based on the work we have performed, we conclude that there is a material misstatement of this other information, we are required to report that fact.

We have nothing to report in this regard.

INDEPENDENT AUDITORS REPORT TO THE MEMBERS OF KINTAMPO RURAL BANK LIMITED ON THE FINANCIAL STATEMENTS FOR THE YEAR ENDED 31 DECEMBER, 2020

Responsibilities of the Directors for the Financial Statements

The Directors are responsible for the preparation of the financial statements that give a true and fair view in accordance with International Financial Reporting Standards and in the manner required by the Companies Act, 2019 (Act 992) and the Banks and Specialised Deposit-Taking Institutions Act, 2016 (Act 930), and for such internal control as the Directors determine is necessary to enable the preparation of financial statements that are free from material misstatement, whether due to fraud or error.

In preparing the financial statements, the Directors are responsible for assessing the Bank's ability to continue as a going concern, disclosing, as applicable, matters related to going concern and using the going concern basis of accounting unless the Directors either intend to liquidate the Bank or to cease operations, or have no realistic alternative but to do so.

The Directors are responsible for overseeing the Bank's financial reporting process.

Auditor's Responsibilities for the Audit of the Financial Statements.

Our objectives are to obtain reasonable assurance about whether the financial statements as a whole are free from material misstatement, whether due to fraud or error, and to issue an auditor's report that includes our opinion.

Reasonable assurance is a high level of assurance, but is not a guarantee that an audit conducted in accordance with ISAs will always detect a material misstatement when it exists. Misstatements can arise from fraud or error and are considered material if, individually or in the aggregate, they could reasonably be expected to influence the economic decisions of users taken on the basis of these financial statements.

As part of an audit in accordance with ISAs, we exercise professional judgment and maintain professional skepticism throughout the audit. We also:

- Identify and assess the risks of material misstatement of the financial statements, whether due to fraud or error, design and perform audit procedures responsive to those risks, and obtain audit evidence that is sufficient and appropriate to provide a basis for our opinion. The risk of not detecting a material misstatement resulting from fraud is higher than for one resulting from error, as fraud may involve collusion, forgery, intentional omissions, misrepresentations, or the override of internal control.
- Obtain an understanding of internal control relevant to the audit in order to design audit procedures that are appropriate in the circumstances, but not for the purpose of expressing an opinion on the effectiveness of the Bank's internal control.
- Evaluate the appropriateness of accounting policies used and the reasonableness of accounting estimates and related disclosures made by the Directors.
- Conclude on the appropriateness of the Directors' use of the going concern basis of accounting and, based on the audit evidence obtained, whether a material uncertainty exists related to events or conditions that may cast significant doubt on the Bank's ability to continue as a going concern. If we conclude that a material uncertainty exists, we are required to draw attention in our auditor's report to the related disclosures in the consolidated and separate financial statements or, if such disclosures are inadequate, to modify our opinion. Our conclusions are based on the audit evidence obtained up to the date of our auditor's report. However, future events or conditions may cause the Bank to cease to continue as a going concern.

Evaluate the overall presentation, structure and content of the financial statements, including the disclosures, and whether the financial statements represent the underlying transactions and events in a manner that achieves fair presentation

We communicate with the Directors regarding, among other matters, the planned scope and timing of the audit and significant audit findings, including any significant deficiencies in internal control that we identify during our audit.

INDEPENDENT AUDITORS REPORT TO THE MEMBERS OF
KINTAMPO RURAL BANK LIMITED
ON THE FINANCIAL STATEMENTS FOR THE YEAR ENDED 31 DECEMBER, 2020

Report on Other Legal and Regulatory Requirements

Compliance with the requirements of Section 137 of the Companies Act, 2019 (Act 992) and Section 85 of the Banks and Specialised Deposit-Taking Institutions Act, 2016 (Act 930);

We have obtained all the information and explanations which, to the best of our knowledge and belief were necessary for the purpose of our audit.

In our opinion, proper books of account have been kept by the Bank, so far as appears from our examination of those books.


The Statement of Financial Position and the Statement of Comprehensive Income of the Bank are in agreement with the accounting records and returns.

We are independent of the Bank under audit pursuant to Section 143 of the Companies Act, 2019 (Act 992).

The Bank's transactions were within their powers and the Bank generally complied with the relevant provisions of the Banks and Specialised Deposit-Taking Institutions Act, 2016 (Act 930).

The Bank has generally complied with the provisions of the Anti-Money Laundering Act, 2008 (Act 749), the Anti-Terrorism Act, 2008 (Act 762) and all relevant Amendments and Regulations governing the Acts.

The engagement partner on the audit resulting in this independent auditor's report is Peter Opoku (ICAG/P/1402).



Opoku Andoh & Co (ICAG/F/2019/053)
Chartered Accountants
SDA8, Community 5, Tema

15th April, 2021

KINTAMPO RURAL BANK LIMITED
STATEMENT OF PROFIT OR LOSS AND OTHER COMPREHENSIVE INCOME
YEAR ENDED 31 DECEMBER, 2020


	(NOTES)	2020 GH¢	2019 GH¢
Interest Income	(7)	8,300,926	7,580,174
Interest Expense	(7)	(1,504,995)	(1,439,701)
Net Interest Income		6,795,931	6,140,473
Fees & Commission Income	(8)	1,184,218	1,040,080
Fees & Commission Expense	(8)	(614,317)	(508,108)
Net Fees & Commission Income		569,901	531,972
Other Income	(9)	-	-
Net Other Income		-	-
Total Operating Income		7,365,832	6,672,445
Net Impairment Loss on Financial Assets	(19)	(552,242)	(237,336)
Personnel Expenses	(10)	(3,384,467)	(3,018,517)
Depreciation & Amortisation	(11)	(300,744)	(192,111)
Other Expenses	(12)	(1,684,720)	(1,914,022)
Total Operating Expenses		(5,922,173)	(5,361,986)
Profit Before Tax		1,443,659	1,310,459
Income Tax Expense	(13)	(509,102)	(386,949)
Profit For The Year		934,557	923,510
Other Comprehensive Income		-	-
Total Comprehensive Income for the Year		934,557	923,510
Basic Earnings Per Share (Cedis)	(14)	0.0124	0.0125
Diluted Earnings Per Share (Cedis)	(14)	0.0124	0.0125

The notes form an integral part of these financial statements.


KINTAMPO RURAL BANK LIMITED
STATEMENT OF FINANCIAL POSITION
YEAR ENDED 31 DECEMBER, 2020

		2020	2019
	(NOTES)	GH¢	GH¢
Cash and Cash Equivalents	(16)	6,181,264	3,285,970
Non-Pledged Trading Assets	(17)	5,237,259	8,462,329
Pledged Trading Assets	(18)	27,000,000	15,650,000
Loans and Advances to Customers	(19)	14,053,029	14,073,175
	(21)	850,122	1,723,740
Investment in Securities	(22)	49,704	49,704
Property, Plant & Equipment	(24)	1,725,471	1,361,482
		55,096,849	44,606,400
Deposits from Customers	(25)	39,454,969	30,791,452
	(26)	-	-
Deferred Tax Liability	(21)	124,501	96,629
	(27)	289,336	195,070
Current Income Tax Liabilities	(13)	211,230	83,689
Other Liabilities	(28)	4,080,064	3,491,954
Total Liabilities		44,160,100	34,658,794
EQUITY AND RESERVES			
Stated Capital	(29)	2,437,154	2,382,569
Income Surplus		6,296,446	5,595,528
Revaluation Reserve	(30)	39,404	39,404
Statutory Reserve	(31)	2,163,745	1,930,105
Credit Risk Reserve	(32)	-	-
Total Equity and Reserves		10,936,749	9,947,606
Total Liabilities and Equity		55,096,849	44,606,400

The financial statements were approved by the directors on 15th April, 2021
and were signed on their behalf by:



DIRECTOR



DIRECTOR

The notes form an integral part of these financial statements.

KINTAMPO RURAL BANK LIMITED
STATEMENT OF CHANGES IN EQUITY
YEAR ENDED 31 DECEMBER, 2020

2020

	Stated Capital GH¢	Income Surplus GH¢	Revaluation Reserve GH¢	Statutory Reserve Fund GH¢	Credit Risk Reserve GH¢	Total Equity GH¢
Balance as at 1 January, 2020	2,382,569	5,595,528	39,404	1,930,106	-	9,947,607
Prior Year Adjustment-Income Surplus		52,537				52,538
Restated Balance	2,382,569	5,648,065	39,404	1,930,106	-	10,000,145
Total Comprehensive Income						
Net Profit for the Year	-	934,557	-	-	-	934,557
Total Comprehensive Income	-	934,557	-	-	-	934,557
Transactions with Equity Holders						
Issue of Shares - Normal	54,585	-	-	-	-	54,585
Issue of Shares - Transfers from Stated Capital	-	-	-	-	-	-
Dividend Paid	-	(52,536)	-	-	-	(52,536)
Total Transactions with Equity Holders	54,585	(52,536)	-	-	-	2,049
Regulatory Transfers						
Transfer to Statutory Reserve Fund	-	(233,639)	-	233,639	-	-
Total Regulatory Transfers	-	(233,639)	-	233,639	-	-
Balance as at 31 December, 2020	2,437,154	6,296,446	39,404	2,163,745	-	10,936,750

The notes form an integral part of these financial statements.

KINTAMPO RURAL BANK LIMITED
STATEMENT OF CHANGES IN EQUITY
YEAR ENDED 31 DECEMBER, 2019

	2019	Stated Capital GH¢	Income Surplus GH¢	Revaluation Reserve GH¢	Reserve Fund GH¢	Risk Reserve GH¢	Total Equity GH¢
Balance as at 1 January, 2019		2,316,198	4,902,932	39,404	1,468,350	-	8,726,884
Prior Year Adjustment (Difference)			230,840				230,840
Restated Balance		2,316,198	5,133,772	39,404	1,468,350	-	8,957,724
Total Comprehensive Income							
Net Profit for the Year		-	923,511	-	-	-	923,511
Total Comprehensive Income		-	923,511	-	-	-	923,511
Transactions with Equity Holders							
Issue of Shares - Normal		66,371	-	-	-	-	66,371
Dividend Paid		-	-	-	-	-	-
Total Transactions with Equity Holders		66,371	-	-	-	-	66,371
Regulatory Transfers							
Transfer to Statutory Reserve Fund		-	(461,756)	-	461,756	-	-
Transfer to Building Fund		-	-	-	-	-	-
Transfer to General Welfare Fund		-	-	-	-	-	-
Excess Impairment		-	-	-	-	-	-
Total Regulatory Transfers		-	(461,756)	-	461,756	-	-
Balance as at 31 December, 2019		2,382,569	5,595,528	39,404	1,930,105	-	9,947,606

KINTAMPO RURAL BANK LIMITED
STATEMENT OF CASHFLOWS
YEAR ENDED 31 DECEMBER, 2020

	(NOTES)	2020 GH¢	2019 GH¢
Cash flows from operating activities			
Profit before tax		1,443,659	1,310,459
Adjustments for:			
Depreciation		300,744	192,111
Impairment on financial assets		552,242	237,336
Prior Year Adjustment-Differences		-	230,840
Change in loans and advances to customers		(532,096)	(486,189)
Change in pledged trading assets		(11,350,000)	(3,000,000)
Change in non-pledged trading assets		3,225,070	(1,200,000)
Change in other assets		873,618	(186,650)
Change in deposits from customers		8,663,517	4,063,429
Change in provisions		-	(237,804)
Change in other liabilities		588,110	49,376
		3,764,864	972,908
Income tax paid		(353,688)	(442,227)
Net cash generated from operating activities		3,411,176	530,681
Cash flows from investing activities			
Purchase of property & equipment		(664,733)	(425,944)
Net cash used in investing activities		(664,733)	(425,944)
Cash flows from financing activities			
Dividend paid			-
Borrowed Funds		94,266	195,070
Issue of ordinary shares		54,585	66,371
Net cash used in financing activities		148,851	261,441
Net increase in cash and cash equivalents		2,895,294	366,178
Cash and cash equivalents at 1 January		3,285,970	2,919,792
Cash and cash equivalents at 31 December	(16)	6,181,264	3,285,970

KINTAMPO RURAL BANK LIMITED

NOTES TO THE FINANCIALS STATEMENTS

YEAR ENDED 31 DECEMBER, 2020

1. **Reporting entity**

Kintampo Rural Bank Limited is a limited liability company incorporated in Ghana under the Companies Act, 2019 (Act 992). The address of the registered office of the Bank is The Bank Premises Kintampo Rural Bank Limited, Kintampo. The Bank is authorised and licensed to provide rural Banking services.

2. **Basis of preparation**

a) **Statement of Compliance**

The financial statements have been prepared in accordance with International Financial Reporting Standards (IFRS) as issued by the International Accounting Standards Board (IASB). The financial statements also comply with the requirements of the Companies Act, 2019 (Act 992) and Banks and Specialised Deposit-Taking Institutions Act, 2016 (Act 930).

b) **Basis of measurement**

The financial statements have been prepared on the historical cost basis except otherwise stated.

c) **Functional and presentational currency**

The financial statements are presented in Ghana Cedis (GH¢), which is the Bank's functional and presentational currency.

d) **Use of estimates and judgements**

The preparation of financial statements in conformity with IFRS requires management to make judgements, estimates and assumptions that affect the application of accounting policies and the reported amounts of assets, liabilities, income and expenses. Actual results may differ from these estimates.

The estimates and underlying assumptions are reviewed on an ongoing basis. Revisions to accounting estimates are recognised in the period in which the estimate is revised and in any future periods affected.

In particular, information about significant areas of estimation uncertainty and critical judgements in applying accounting policies that have the most significant effect on the amount recognised in the financial statements are described in the notes.

3. **Significant accounting policies**

The significant accounting policies set out below have been applied consistently to all periods presented in these financial statements.

a) **Interest**

Interest revenue is generally recognised when future economic benefits of the underlying assets will flow to the organisation and it can be reliably measured. It is income derived from use of an entity's assets and hence the interest is mostly dependent on the underlying agreement. Interest income and expense are however generally recognised in the income statement on straight-line basis using the effective interest rate method. The effective interest rate is the rate that exactly discounts the estimated future cash payments and receipts through the expected life of the financial asset or liability (or, where appropriate, a shorter period) to the carrying amount of the financial asset or liability.

The calculation of the effective interest rate includes all fees paid or received, transaction costs, and discounts or premiums that are an integral part of the effective interest rate. Transaction costs are incremental costs that are directly attributable to the acquisition, issue or disposal of a financial asset or liability.

Interest income and expense presented in the P&L and OCI include:

- Interest on financial assets and liabilities at amortised cost on an effective interest rate basis and
- Interest on available-for-sale investment securities on an effective interest rate basis.

b) **Fees and commissions**

Fees and Commission income and expenses that are integral to the effective interest rate on a financial asset or liability are included in the measurement of the effective interest rate.

Other fees and commission income, including account servicing fees, investment management fees and special statement request are recognised as the related services are performed. When a loan commitment is not expected to result in the draw-down of a loan, loan commitment fees are recognised on a straight-line basis over the commitment period.

Other fees and commission expense relates mainly to transaction and service fees, which are expensed as the services are received.

c) **Other income**

Other income comprises profit on disposal of assets.

d) **Lease payments made**

Payments made under operating leases are recognised in profit or loss on a straight-line basis over the term of the lease. Lease incentives received are recognised as an integral part of the total lease expense, over the term of the lease.

Minimum lease payments made under finance lease are apportioned between the finance expense and the reduction of the outstanding liability. The finance expense is allocated to each period during the lease term so as to produce a constant periodic rate of interest on the remaining balance of the liability. Contingent lease payments are accounted for by revising the minimum lease payments over the remaining term of the lease when the lease adjustment is confirmed.

e) **Income tax expense**

Income tax expense comprises current and deferred tax. Income tax expense is recognised in the P&L/ OCI except to the extent that it relates to items recognized directly in equity, in which case it is recognised in equity.

Current tax is the expected tax payable on the taxable income for the year, using tax rates enacted or substantially enacted at the balance sheet date, and any adjustment to tax payable in respect of previous years.

Deferred tax is provided using temporary differences between the carrying amounts of assets and liabilities for financial reporting purposes and the amounts used for taxation purposes. Deferred tax is not recognised for the following temporary differences: the initial recognition of assets or liabilities in a transaction that is not a business combination and that affects neither accounting nor taxable profit to the extent that they probably will not reverse in the foreseeable future. Deferred tax is measured at the tax rates that are expected to be applied to the temporary differences when they reverse, based on the laws that have been enacted or substantively enacted by the reporting date.

A deferred tax asset is recognised only to the extent that it is probable that future taxable profits will be available against which the asset can be utilised. Deferred tax assets are reviewed at each reporting date and are reduced to the extent that it is no longer probable that the related tax benefit will be realised.

Additional income taxes that arise from the distribution of dividends are recognised at the same time as the liability to pay the related dividend is recognised.

KINTAMPO RURAL BANK LIMITED
NOTES TO THE FINANCIALS STATEMENTS
YEAR ENDED 31 DECEMBER, 2020

f) **Financial assets and liabilities**

i) **Recognition**

The Bank initially recognises loans and advances, deposits and debt securities issued on the date that they are originated. All other financial assets and liabilities (including assets and liabilities designated at fair value through profit or loss) are initially recognised on the trade date at which the Bank becomes a party to the contractual provisions of the instrument.

ii) **De-recognition**

The Bank de-recognises a financial asset when the contractual rights to the cash flows from the asset expire, or it transfers the rights to receive the contractual cash flows on the financial asset in a transaction in which substantially all the risks and rewards of ownership of the financial asset are transferred. Any interest in transferred financial asset that is created or retained by the Bank is recognised as a separate asset or liability.

The Bank de-recognises a financial liability when its contractual obligations are discharged or cancelled or expired.

The Bank enters into transactions whereby it transfers assets recognised on its balance sheet, but retains all risks and rewards of the transferred assets or a portion of them. If all or substantially all risks and rewards are retained, then the transferred assets are not de-recognised from the balance sheet. Transfers of assets with retention of all or substantially all risks and rewards include, for example, securities lending and repurchase transactions.

iii) **Offsetting**

Financial assets and liabilities are set off and the net amount presented in the financial position when, and only when, the Bank has a legally enforceable right to set off the amounts and intends either to settle on a net basis or to realise the asset and settle the liability simultaneously.

Income and expenses are presented on a net basis only when permitted by the accounting standards, or for gains and losses arising from similar transactions.

iv) **Amortised cost measurement**

The amortised cost of a financial asset or liability is the amount at which the financial asset or liability is measured at initial recognition, minus principal repayments, plus or minus the cumulative amortisation using the effective interest rate method of any difference between the initial amount recognised and the maturity amount, minus any reduction for impairment.

v) **Fair value measurement**

The determination of fair values of financial assets and financial liabilities is based on quoted market prices or dealer price quotations for financial instruments traded in active markets. For all other financial instruments fair value is determined by using valuation techniques. Valuation techniques include net present value techniques, the discounted cash flow method, comparison to similar instruments for which market observable prices exist and valuation models.

vi) **Identification and measurement of impairment**

At each reporting date the Bank assesses whether there is objective evidence that financial assets not carried at fair value through profit or loss are impaired. Financial assets are impaired when objective evidence demonstrates that a loss event has occurred after the initial recognition of the asset, and that the loss event has an impact on the future cash flows on the asset that can be estimated reliably.

The Bank considers evidence of impairment at both an individual and collective level. All individual significant financial assets are assessed for specific impairment. All significant assets found not to be specifically impaired are then collectively assessed for any impairment that has been incurred but not yet identified.

Assets that are not individually significant are then collectively assessed for impairment by grouping together financial assets (carried at amortised cost) with similar risk characteristics.

Objective evidence that financial assets (including equity securities) are impaired can include default or delinquency by a borrower, restructuring of a loan or advance by the Bank on terms that the Bank would not otherwise consider, indications that a borrower or issuer will enter Bankruptcy, the disappearance of an active market for a security, or other observable data relating to a group of assets such as adverse changes in the payment status of borrowers or issuers, or economic conditions that correlate with defaults in the group.

In assessing collective impairment the Bank uses statistical modelling of historical trends of the probability of default, timing of recoveries and the amount of loss incurred, adjusted for management's judgement as to whether current economic and credit conditions are such that the actual losses are likely to be greater or less than suggested by historical modelling. Default rates, loss rates and the expected timing of future recoveries are regularly benchmarked against actual outcomes to ensure that they remain appropriate.

Impairment losses on assets carried at amortised cost are measured as the difference between the carrying amount of the financial assets and the present value of estimated cash flows discounted at the assets' original effective interest rate. Losses are recognised in profit or loss and reflected in an allowance account against loans and advances. Interest on the impaired asset continues to be recognised on the unimpaired portion through the unwinding of the discount.

When a subsequent event causes the amount of impairment loss to decrease, the impairment loss is reversed through profit or loss.

Impairment losses on available-for-sale investment securities are recognised by transferring the difference between the amortised acquisition cost net of any principal repayment and amortisation and current fair value, less any impairment loss previously recognised in profit or loss out of equity to profit or loss. When a subsequent event that can be related to the event causes the amount of impairment loss on an available-for-sale-debt security to decrease, the impairment loss is reversed through profit or loss, otherwise, the decrease is recognised through OCI.

However, any subsequent recovery in the fair value of an impaired available-for-sale equity security is recognised directly in equity. Changes in impairment provisions attributable to time value are reflected as a component of interest income.

vii) **Designation at fair value through profit or loss**

The Bank has designated financial assets and liabilities at fair value through profit or loss when either:

- the assets or liabilities are managed, evaluated and reported internally on a fair value basis;
- the designation eliminates or significantly reduces an accounting mismatch which would otherwise arise; or
- the asset or liability contains an embedded derivative that significantly modifies the cash flows that would otherwise be required under the contract.

The notes sets out the amount of each class of financial asset or liability that has been designated at fair value through profit or loss. A description of the basis for each designation is set out in the note for the relevant asset or liability class.

g) **Cash and cash equivalents**

Cash and cash equivalents include notes and coins on hand, unrestricted balances held with ARB Apex Bank and Other Banks and highly liquid financial assets with original maturities of less than three months, which are subject to insignificant risk of changes in their fair value, and are used by the Bank in the management of its short-term commitments.

Cash and cash equivalents are carried at amortised cost or fair values in the statement of financial position depending on the business model for managing the asset or the cash flow characteristics of the asset.

KINTAMPO RURAL BANK LIMITED
NOTES TO THE FINANCIALS STATEMENTS
YEAR ENDED 31 DECEMBER, 2020

- h) **Trading assets and liabilities**
Trading assets and liabilities are those assets and liabilities that the Bank acquires or incurs principally for the purpose of selling or repurchasing in the near term, or holds as part of a portfolio that is managed together for short-term profit or position taking. Trading assets and liabilities are initially recognised and subsequently measured at fair value in the statement of financial position with transaction costs taken directly to profit or loss.
All changes in fair value are recognised as part of net trading income in profit or loss. Trading assets and liabilities are not reclassified subsequent to their initial recognition.
- i) **Loans and advances**
Loans and advances are non-derivative financial assets with fixed or determinable payments that are not quoted in an active market and that the Bank does not intend to sell immediately or in the near term. When the Bank is the lessor in a lease agreement that transfers substantially all of the risks and rewards incidental to ownership of an asset to the lessee, the financial asset is recognised within loans and advances.
When the Bank purchases a financial asset under a commitment to sell the asset (or a substantially similar asset) at a fixed price on a future date ("reverse repo or stock borrowing"), the financial asset is accounted for as a loan, and the underlying asset is not recognised in the Bank's financial statements. Loans and advances are initially measured at fair value plus incremental direct transaction costs, and subsequently measured at their amortised cost using the effective interest rate method, except when the Bank chooses to carry the loans and advances at fair value through profit or loss as described in the accounting policies.
- j) **Investment securities**
Investment securities are initially measured at fair value plus incremental direct transaction costs and subsequently accounted for depending on their classification as either held-to-maturity, fair value through profit or loss, or available-for-sale.
- l) **Held-to-maturity**
Held-to-maturity investments are non-derivative assets with fixed or determinable payments and fixed maturity that the Bank has the positive intent and ability to hold to maturity, and which are not designated at fair value through profit or loss or available-for-sale.
Held-to-maturity investments are carried at amortised cost using the effective interest method.
It must be noted that IFRS 9 only considers fair value and amortised cost based on the business models for managing the financial asset and the contractual cash flow characteristics of the financial asset. Thus all held-to-maturity assets are classified as amortised cost.
- (ii) **Fair value through profit or loss**
The Bank carries some investment securities at fair value, with fair value changes recognised immediately in profit or loss as described in the accounting policy.
- (iii) **Available-for-sale**
Available-for-sale investments are non-derivative investments that are not designated as another category of financial assets. Unquoted equity securities whose fair value cannot be reliably measured are carried at cost.
All other available-for-sale investments are carried at fair value.
Interest income is recognised in profit or loss using the effective interest rate method. Dividend income is recognised in profit or loss when the Bank becomes entitled to the dividend.
Other fair value changes are recognised directly in equity until the investment is sold or impaired and the balance in equity is transferred to profit or loss. Other fair value changes are recognised directly in equity until the investment is sold or impaired and the balance is transferred to profit or loss.

KINTAMPO RURAL BANK LIMITED
NOTES TO THE FINANCIALS STATEMENTS
YEAR ENDED 31 DECEMBER, 2020

k) **Property, plant and equipment**

(i) **Recognition and measurement**

Items of property and equipment are measured at cost less accumulated depreciation and impairment losses.

Cost includes expenditure that is directly attributable to the acquisition of the asset. The cost of self-constructed assets includes the cost of materials and direct labour, any other costs directly attributable to bringing the asset to a working condition for its intended use, and the costs of dismantling and removing the items and restoring the site on which they are located. Purchased software that is integral to the functionality of the related equipment is capitalised as part of that equipment.

When components of an item of property or equipment have different useful lives, they are accounted for as separate items (major components) of property and equipment.

(ii) **Subsequent costs**

The cost of replacing part of an item of property or equipment is recognised in the carrying amount of the item if it is probable that the future economic benefits embodied within the part will flow to the Bank and its cost can be measured reliably. The costs of the day-to-day servicing of property and equipment are recognised in profit or loss as incurred.

(iii) **Revaluation model**

After recognition of an asset, an item of property, plant and equipment whose fair value can be measured reliably shall be carried at a revalued amount, being the fair value at the date of the revaluation less any subsequent accumulated depreciation and accumulated impairment losses.

Revaluations are made with sufficient regularity to ensure that the carrying amount does not differ materially from that which would be determined using fair value at the end of the reporting period.

Revaluation model is used for only property and surpluses on such revaluations are restricted to tier two capital with respect to capital adequacy ratio computation.

(iv) **Depreciation**

Depreciation is recognised in profit or loss on a straight-line basis over the estimated useful lives of each item of property, plant and equipment. Leased assets are depreciated over the shorter of the lease term and their useful lives. Land is not depreciated.

The estimated useful lives for the current and comparative periods are as follows:

Buildings	50 years
Motor Vehicles	3 years
Office Equipment	4 years
Furniture and Fittings	5 years
Computers & Accessories	4 years

Depreciation methods, useful lives and residual values are reassessed at each reporting date.

m) **Leased assets – lessee**

Leases in terms of which the Bank assumes substantially all the risks and rewards of ownership are classified as finance leases. Upon initial recognition the leased asset is measured at an amount equal to the lower of its fair value and the present value of the minimum lease payments. Subsequent to initial recognition, the asset is accounted for in accordance with the accounting policy applicable to that asset.

Other leases are operating leases and the leased assets are not recognised on the Bank statement of financial position at its fair value.

n) **Impairment of non-financial assets**

The carrying amounts of the Bank's non-financial assets, other than deferred tax assets, are reviewed at each reporting date to determine whether there is any indication of impairment. If any such indication exists then the asset's recoverable amount is estimated.

KINTAMPO RURAL BANK LIMITED
NOTES TO THE FINANCIALS STATEMENTS
YEAR ENDED 31 DECEMBER, 2020

An impairment loss is recognised if the carrying amount of an asset or its cash-generating unit exceeds its recoverable amount. A cash-generating unit is the smallest identifiable asset group that generates cashflows that largely are independent from other assets and groups.

Impairment losses are recognised in profit or loss. Impairment losses recognised in respect of cash-generating units are allocated first to reduce the carrying amount allocated to the units and then to reduce the carrying amount of the other assets in the unit on a pro rata basis.

The recoverable amount of an asset or cash-generating unit is the greater of its value in use and its fair value less costs to sell. In assessing value in use, the estimated future cash flows are discounted to their present value using a pre-tax discount rate that reflects current market assessments of the time value of money and the risks specific to the asset. In respect of other assets, impairment losses recognised in prior periods are assessed at each reporting date for any indications that the loss has decreased or no longer exists. An impairment loss is reversed if there has been a change in the estimates used to determine the recoverable amount. An impairment loss is reversed only to the extent that the asset's carrying amount does not exceed the carrying amount that would have been determined, net of depreciation or amortisation, if no impairment loss had been recognised.

o) **Provisions**

A provision is recognised if, as a result of a past event, the Bank has a present legal or constructive obligation that can be estimated reliably, and it is probable that an outflow of economic benefits will be required to settle the obligation. Provisions are determined by discounting the expected future cash flows at a pre-tax rate that reflects current market assessments of the time value of money and, where appropriate, the risks specific to the liability.

A provision for onerous contracts is recognised when the expected benefits to be derived by the Bank from a contract are lower than the unavoidable cost of meeting its obligations under the contract. The provision is measured at the present value of the lower of the expected cost of terminating the contract and the expected net cost of continuing with the contract. Before a provision is established the Bank recognises any impairment loss on the assets associated with that contract.

p) **Employee benefits**

The Bank contributes to two defined contribution schemes (Social Security Fund and Provident Fund) on monthly basis on behalf of employees and the last month outstanding contribution is included in creditors and accruals.

i) **Social Security and National Insurance Trust (SSNIT)**

Under a National Deferred Benefit Pension Scheme, the Bank contributes 13% of employee's basic salary in addition to 5.5% deduction from employees basic salary to SSNIT and Pentrust for employee pensions.

The Bank's obligation is limited to the relevant contributions, which were settled on due dates. The pension liabilities and obligations, however, rest with SSNIT and Enterprise Trustees.

ii) **Provident fund**

The Bank has a provident fund scheme for all employees who have completed probation with the Bank. Employees contribute 6% of their basic salary to the fund whilst the Bank contributes 10%. The obligation under the plan is limited to the relevant contribution and these are settled on due dates payable to Enterprise Trustees.

(iii) **Termination benefits**

Termination benefits are recognised as an expense when the Bank is demonstrably committed, without realistic possibility of withdrawal, to a formal detailed plan to employees who have reached their statutory retirement date.

(iv) **Short-term benefits**

Short-term employee benefit obligations are measured on an undiscounted basis and are expensed as the related service is provided.

A provision is recognised for an amount expected to be paid under short-term cash if the Bank has a present legal or constructive obligation to pay this amount as a result of past service provided by the employee and the obligation can be estimated reliably.

KINTAMPO RURAL BANK LIMITED
NOTES TO THE FINANCIALS STATEMENTS
YEAR ENDED 31 DECEMBER, 2020

q) **Share capital and reserves**

(i) **Ordinary shares**

The Bank classifies capital instruments as financial liabilities or equity instruments in accordance with the substance of the contractual terms of the instrument.

(ii) **Share issue costs**

Incremental costs directly attributable to the issue of an equity instrument are deducted from the initial measurement of the equity instruments.

r) **Earnings per share**

The Bank presents basic and diluted earnings per share (EPS) data for its ordinary shares. Basic EPS is calculated by dividing the profit or loss attributable to ordinary shareholders of the Bank by the number of shares existing as at 31st December. Diluted EPS is determined by the number of shares existing at the end of December.

s) **Dividends**

Dividends are recognised as a liability in the period in which they are declared.

Dividend receivable from unquoted investments is recognized when the Bank's right to receive the dividend is established.

t) **Offsetting of financial assets and liabilities**

Financial assets and liabilities are offset and the net amount reported on the statement of financial position when there is a legally enforceable right of set-off and there is an intention to settle on a net basis, or to realise the asset and settle the liability simultaneously.

u) **Acceptances, letters of credit, financial guarantees and commitments**

Acceptances, letters of credits, financial guarantees and commitments are considered contingent liabilities and are disclosed unless the possibility of an outflow of resources involving economic benefit is remote.

v) **Borrowings (liabilities to Banks and customers)**

Borrowings are recognised initially at fair value, net of transaction costs incurred. Borrowings are subsequently stated at amortised cost using the effective interest rate method, any differences between proceeds net of transaction costs) and the redemption value is recognised in the income statement over the period of the borrowings.

Borrowings and other forms of financial liabilities shall be de-recognised from the books only when they are extinguished, ie when the obligation specified in the contract is discharged or cancelled or expired.

vi) **Application of new and revised International Financial Reporting Standards (IFRS)**

IFRS 9 Financial Instruments

In July 2014, the IASB issued the final version of IFRS 9 Financial Instruments that replaces IAS 39 Financial Instruments: Recognition and Measurement and all previous versions of IFRS 9. IFRS 9 brings together all three aspects of the accounting for financial instruments: classification and measurement, impairment and hedge accounting. It is effective for annual periods beginning on or after 1 January, 2018, with early application permitted.

The Bank adopted this standard effective 1 January, 2018 and will not restate comparative information or apply it retrospectively.

a) **Classification and measurement**

The Bank does not expect a significant impact on its balance sheet or equity in applying the classification and measurement requirements of IFRS 9. It expects to continue measuring at fair value all financial assets currently held at fair value.

b) **Impairment**

IFRS 9 requires the Bank to record expected credit losses on all of its debt securities, loans and trade receivables, either on a 12-month or lifetime basis. The Bank will apply the simplified approach and calculate expected losses on all its instruments.

Impairment Loss Schedule - 2020:

Impairment Loss Classification	Stage 1 12-months ECL GH¢	Stage 2 Lifetime ECL Not credit impaired GH¢	Stage 3 Lifetime ECL Credit impaired GH¢	Total GH¢
Loans loss allowance	1,021,815	657,648	74,913	1,754,376
Investment with other institutions				
	1,021,815	657,648	74,913	1,754,376

KINTAMPO RURAL BANK LIMITED

NOTES TO THE FINANCIALS STATEMENTS

YEAR ENDED 31 DECEMBER, 2020

4. IFRS 15 Revenue from contracts with customers

IFRS 15 was issued in May 2014 and amended in April 2016, and establishes a five-step model to account for revenue arising from contracts with customers. Under IFRS 15, revenue is recognised at an amount that reflects the consideration to which an entity expects to be entitled in exchange for transferring goods or services. The new revenue standard supersedes all current revenue recognition requirements under IFRS and the Bank complied with it.

5. Financial risk management

a) Introduction and overview

The Bank's activities expose the business to risks. These risks are managed in a targeted manner. Key risks arising from core functions are identified and measured to facilitate, managing and determining risk positions and capital allocations.

The Bank has exposure to the following risks arising from the use of financial instruments.

- credit risk
- liquidity risk
- market risk
- operational risk.

This note presents information about the Bank exposure to these risks, including the objectives, policies and processes for measuring and managing the risks as well as their impact on earnings and capital.

Risk management framework

The Board of Directors has overall responsibility for the establishment and oversight of the Bank's risk management framework. The Board has established the Finance, Audit and Compliance, Credit and Business Development, Corporate Governance and the Human Resource and Tender and Procurement Committees which are responsible for developing and monitoring the Bank's risk management policies in their specified areas.

All Board committees have both executive and non-executive members and report regularly to the Board of Directors on their activities.

The risk management policies are established to identify and analyse the risks faced by the Bank, to set appropriate risk limits and controls, and to monitor risks and adherence to limits. Risk management policies and systems are reviewed regularly to reflect changes in market conditions, products and services

offered. The Bank through its training and management standards and procedures, aims to develop a policies and systems are disciplined and constructive control environment, in which all employees understand their roles and obligations.

The Bank Finance, Audit and Compliance Committee is responsible for monitoring compliance with the Bank's risk management policies and procedures, and for reviewing the adequacy of the risk management framework in relation to the risks faced by the Bank. The Bank's Finance, Audit and Compliance Committee is assisted in these functions by Internal Audit. Internal Audit undertakes both regular and ad-hoc reviews of risk management controls and procedures, the results of which are reported to the Finance, Audit and Compliance Committee.

b) Credit risk

Credit risk is the risk of financial loss to the Bank if a customer or counterparty to a financial instrument fails to meet its contractual obligations, and arises principally from the Bank's loans and advances to customers and other Banks and investment securities. For risk management reporting purposes, the Bank considers and consolidates all elements of credit risk exposure.

For risk management purposes, credit risk arising on trading securities is managed independently, but reported as a component of market risk exposure.

Management of credit risk

The Board of Directors has delegated responsibility for the management of credit risk to its Credit and Business

Development Committee. A separate Bank credit department, reporting to the Bank Credit and Business Development Committee, is responsible for oversight of the Bank's credit risk, including:

- Formulating credit policies covering collateral requirements, credit assessment, risk grading and reporting, documentary and legal procedures, and compliance with regulatory and statutory requirements.
- Establishing the authorisation and structure for the approval and renewal of credit facilities. Authorisation limits are allocated to branch managers. Larger facilities require approval by the head of credit, General Manager and the Board of Directors as appropriate.
- Reviewing and assessing credit risk. The Bank's Credit and Development Committee assesses all credit

exposures in excess of designated limits, prior to facilities being committed to customers by the business unit concerned.

Renewals and reviews of facilities are subject to the same review process.

- Limiting concentrations of exposure to counterparties, geographies and industries (for loans and advances), and by issuer, credit rating band and market liquidity (for investment securities).
- Developing and maintaining the Bank's risk grading in order to categorise exposures according to the degree of risk of financial loss faced and to focus management on the attendant risks. The risk grading system is used in determining where impairment provisions may be required against specific credit exposures.

The current risk grading framework consists of various grades reflecting varying degrees of risk of default and the availability of collateral or other credit risk mitigation. The responsibility for setting risk grades lies with the final approving executive / committee as appropriate. Risk grades are subject to regular reviews by the Bank risk function.

- Reviewing compliance with agreed exposure limits, including those for selected industries and product types.

Regular reports are provided to the Bank's Loans Committee on the credit quality of portfolios and appropriate corrective action being taken.

- Providing advice, guidance, specialist skills and training to promote best practice throughout the Bank in the management of credit risk.

Each branch is required to implement Bank credit policies and procedures, with credit approval authorities delegated from the Bank's Credit and Business Development Committee. Each branch has a credit risk officer who reports on all credit related matters to local management and the Bank Credit and Business Development Committee. Each branch is responsible for the quality and performance of its credit portfolio and for monitoring risk in its portfolios, including those subject to central approval. Regular audits of business units and Bank credit processes are undertaken by Internal Audit.

Impaired loans and securities

Impaired loans and securities are loans and securities for which the Bank determines that it is probable that it will be unable to collect all principal and interest due according to the contractual terms of the loan/securities agreement(s). Interest on these loans are calculated and treated on non-accrual basis and portions shall only be considered when payments (settlement) are made.

Loans with renegotiated terms

Loans with renegotiated terms are loans that have been restructured due to deterioration in the borrower's financial position and where the Bank has made concessions that it would not otherwise consider. The status or risk grade of a restructured facility does not change until there is evidence of performance over a reasonable period of time.

When the contractual cash flows of a financial asset are renegotiated or otherwise modified and the renegotiation or modification does not result in the derecognition of that financial asset, the Bank shall recalculate the gross asset, the Bank shall recalculate the gross carrying amount of the financial asset and shall recognise a modification gain or loss in profit or loss.

The gross carrying amount of the financial asset shall be recalculated as the present value of the renegotiated or modified contractual cash flows that are discounted at the financial asset's original effective interest rate (or credit adjusted effective interest rate for purchased or originated credit-impaired financial assets). Any costs or fees that are incurred will adjust the carrying amount of the modified financial asset and are amortised over the remaining term of the modified financial asset.

Allowances for impairment

The Bank establishes an allowance for impairment losses that represents the estimate of incurred losses in the loan portfolios. The main components of this allowance are a specific loss component that relates to individually significant exposures, and a collective loan loss allowance established for groups of homogeneous assets in respect of losses that have been incurred but have not been identified on loans subject to individual assessment for impairment.

Write-off policy

KINTAMPO RURAL BANK LIMITED

NOTES TO THE FINANCIALS STATEMENTS

YEAR ENDED 31 DECEMBER, 2020

The Bank writes off a loan/security when it determines that the loans/securities are uncollectible. This determination will be reached after considering information such as the occurrence of significant changes in the borrower / issuer's financial position such that the borrower or issuer can no longer discharge the obligation, or that proceeds from collateral will not be sufficient to pay back the entire exposure.

Collateral of impaired exposures

The Bank holds collateral against loans and advances to customers in the form of mortgage interests over property, other registered securities over assets, and guarantees. Estimates of fair value are based on the value of collateral assessed at the time of borrowing, and generally are not updated except when a loan is individually assessed as impaired. Collateral is not normally held for loans and advances to Banks, except when securities are held as part of reverse repurchase and securities borrowing activity. Collateral is not usually held against investment securities, and no such collateral was held at 31 December 2020 or 2019.

An estimate of the fair value of collateral and other security enhancements held against financial assets is shown below. It must however be noted that collateral values for impaired loans are at cash flows of the forced sale values less estimated costs of sale as discounted to present values:

	Loans & advances to customers 2020 GH¢	Loans & advances to customers 2019 GH¢
Cash and near cash instruments	461,408	-
	461,408	-

Reposessed assets

The Bank did not repossessed any customer's asset during the period. If the Bank would have repossessed, the type and carrying amount of collateral would have been the lower of its carrying amount and fair value less costs to sell:

All assets repossessed if any are to be sold within one year of possession and approval would be sought from Bank of Ghana for those for which efforts towards sale have not been successful within one year.

The Bank monitors concentrations of credit risk by sector. An analysis of concentrations of credit risk at the reporting date is shown below:

	2020 GH¢	2019 GH¢
Agriculture	938,768	999,816
Cottage Industry	467,235	735,148
Transport	581,939	512,455
Trading	5,420,351	5,071,062
Others	8,399,112	7,956,828
	15,807,405	15,275,309
Credit impairment loss	(1,754,376)	(1,202,134)
	14,053,029	14,073,175

c)

Liquidity risk

Liquidity risk is the risk that the Bank will encounter difficulty in meeting obligations from its financial liabilities as they fall due. The risk arises from mismatches in cash flows.

Management of liquidity risk

The Bank's approach to managing liquidity is to ensure, as far as possible, that it will always have sufficient liquidity to meet its liabilities when due, under both normal and stressed conditions, without incurring unacceptable losses that will damage the Bank's reputation.

The Head office receives information from branches regarding the liquidity profile of their financial assets and liabilities and details of other projected cash flows arising from projected future business. The Head office then maintains a portfolio of short-term liquid assets, largely made up of short-term liquid investment securities, loans and advances to Banks and other Bank facilities, to ensure that sufficient liquidity is maintained within the Bank as a whole. The liquidity requirements of branches are met through funds from Head Office to cover any short-term fluctuations and longer term funding to address any structural liquidity requirements.

KINTAMPO RURAL BANK LIMITED

NOTES TO THE FINANCIALS STATEMENTS

YEAR ENDED 31 DECEMBER, 2020

When an operating branch is subject to a liquidity limit, it manages its liquidity within the regulatory limit in co-ordination with Head Office. Head Office monitors compliance of all operating branches with local regulatory limits on a daily basis.

The daily liquidity position is monitored and regular liquidity stress testing is conducted under a variety of scenarios covering both normal and more severe market conditions. All liquidity policies and procedures are subject to review and approval by the finance committee. Daily reports cover the liquidity position of the Bank.

A summary report including any exceptions and remedial action taken, is submitted regularly to the Finance, Audit and Compliance Committee.

Exposure to liquidity risk

The key measure used by the Bank for managing liquidity risk is the ratio of net liquid assets to deposits from customers. For this purpose net liquid assets are considered as including cash and cash equivalents and investment grade debt securities for which there is an active and liquid market less any deposits from Banks, debt securities issued, other borrowings and commitments maturing within the next month. Details of the net liquid assets to deposits and customers at the reporting date and during the reporting period were as follows:

Average of liquidity ratios are as follows:	2020	2019
	%	%
At 31 December	79.35	88.98
Average for the period	72.91	70.10
Maximum for the period	88.08	87.39
Minimum for the period	55.95	54.58

d) Market risk

Market risk is the risk that changes in market prices, such as interest rate, equity prices, foreign exchange rates and credit spreads (not relating to changes in the obligor's / issuer's credit standing) will affect the Banks's income or the value of its holdings of financial instruments. The objective of market risk management is to manage and control market risk exposures within acceptable parameters, while optimising the return on risk.

Management of market risk

The Bank separates its exposure to market risk between trading and non-trading portfolios. Trading portfolios mainly are held by the treasury unit, and include positions arising from market making and proprietary position taking, together with financial assets and liabilities that are managed on a fair value basis.

Overall authority for market risk is vested in credit committee. The Bank is responsible for the development of detailed risk management policies (subject to review and approval by the credit committee) and for the day-to-day review of their implementation.

Exposure to market risk – trading portfolios

The principal tool used to measure and control market risk exposure within the Bank's trading portfolios is Value at Risk (VaR). The VaR of a trading portfolio is the estimated loss that will arise on the portfolio over a specified period of time (holding period) from an adverse market movement with a specified probability (confidence level). VaR model used by the Bank is based upon a 99 percent confidence level and assumes a 10-day holding period. The VaR model used is based mainly on historical simulation. Taking account of market data from the previous two years, and observed relationships between different markets and prices, the model generates a wide range of plausible future scenarios for market price movements.

Although VaR is an important tool for measuring market risk, the assumptions on which the model is based do give rise to some limitations, including the following:

- A 10-day holding period assumes that it is possible to hedge or dispose of positions within that period. This is considered to be a realistic assumption in almost all cases but may not be the case in situations in which there is severe market illiquidity for a prolonged period.
- A 99 percent confidence level does not reflect losses that may occur beyond this level. Even within the model used there is a one percent probability that losses could exceed the VaR.
- VaR is calculated on an end-of-day basis and does not reflect exposures that may arise on positions during the trading day.
- The use of historical data as a basis for determining the possible range of future outcomes may not always cover all possible scenarios, especially those of an exceptional nature.
- The VaR measure is dependent upon the Bank's position and the volatility of market prices. The VaR of an unchanged position reduces if the market price volatility declines and vice versa.

KINTAMPO RURAL BANK LIMITED

NOTES TO THE FINANCIALS STATEMENTS

YEAR ENDED 31 DECEMBER, 2020

The Bank uses VaR limits for total market risk, interest rate, equity and other price risks.

The overall structure of VaR limits is subject to review and approval by credit committee. VaR limits are allocated to trading portfolios. VaR is measured at least daily and more regularly for more actively traded portfolios.

Daily reports of utilisation of VaR limits are submitted to the Bank risk and regular summaries are submitted to credit committee.

The limitations of the VaR methodology are recognised by supplementing VaR limits with other position and sensitivity limit structures, including limits to address potential concentration risks within each portfolio.

In addition, the Bank uses a wide range of stress tests to model the financial impact of a variety of exceptional market scenarios on individual trading portfolios and the Bank's overall position.

Exposure to interest rate risk – non-trading portfolios

The principal risk to which non-trading portfolios are exposed is the risk of loss from fluctuations in the future cash flows or fair values of financial instrument because of a change in market interest rates. Interest rate risk is managed principally through monitoring interest rate gaps and by having pre-approved limits for repricing bands.

The credit and marketing committee is the monitoring body for compliance with these limits and is assisted by finance and operations department in its day-to-day monitoring activities.

The management of interest rate risk against interest rate gap limits is supplemented by monitoring the sensitivity of the Bank's financial assets and liabilities to various standard and non-standard interest rate scenario us. Standard scenarios that are considered on a monthly basis include a 100 basis point (bp) fall or rise in all financial market interest rates.

Overall non-trading interest rate risk positions are managed by Central Treasury, which uses investment securities, advances to Banks and deposits from Banks to manage the overall position arising from the Bank's non-trading activities.

Exposure to other market risks – non-trading portfolios

Credit spread risk (not relating to changes in the obligor / issuer's credit standing) on debt securities held by Central Treasury and equity price risk is subject to regular monitoring by Bank Risk, but is not currently significant in relation to the overall results and financial position of the Bank.

(e) Operational risks

Operational risk is the risk of direct or indirect loss arising from a wide variety of causes associated with the Bank's processes, personnel, technology and infrastructure, and from external factors other than credit, market and liquidity risks such as those arising from legal and regulatory requirements and generally accepted standards of corporate behaviour. Operational risks arise from all of the Bank's operations and are faced by all business entities.

The Bank's objective is to manage operational risk so as to balance the avoidance of financial losses and damage to the Bank's reputation with overall cost effectiveness and to avoid control procedures that restrict initiative and creativity. The primary responsibility for the development and implementation of controls to address operational risk is assigned to senior management within each business unit. This responsibility is supported by the development of overall Bank standards for the management of operational risk in the following areas:

- requirements for appropriate segregation of duties, including the independent authorisation of transactions
- requirements for the reconciliation and monitoring of transactions
- compliance with regulatory and other legal requirements
- documentation of controls and procedures
- requirements for the periodic assessment of operational risks faced, and the adequacy of controls and procedures to address the risks identified
- requirements for the reporting of operational losses and proposed remedial action
- development of contingency plans
- training and professional development
- ethical and business standards
- risk mitigation, including insurance where this is effective.

Compliance with the Bank standards is supported by a programme of periodic reviews undertaken by Internal Audit. The results of Internal Audit reviews are discussed with the management of the business unit to which they relate, with summaries submitted to the Finance, Audit and Strategic Committee and senior management of the Bank.

KINTAMPO RURAL BANK LIMITED
NOTES TO THE FINANCIALS STATEMENTS
YEAR ENDED 31 DECEMBER, 2020

(f) **Capital management**

Regulatory Capital

The Bank of Ghana sets and monitors capital requirement for the Bank.

In implementing current capital requirement, Bank of Ghana requires the Bank to maintain a prescribed ratio of total capital to total risk-weighted assets. The Bank is also required to maintain a credible capital plan to ensure that capital level of the Bank is maintained in consonance with the Bank's risk appetite. The Bank's regulatory capital is analysed into two tiers:

- Tier 1 capital, which includes ordinary share capital, perpetual bonds, retained earnings, translation reserves and non-controlling interest after deduction for goodwill and other intangible assets and other regulatory adjustments relating to items that are included in equity but are treated differently for capital adequacy purpose.

- Tier 2 capital, which includes qualifying subordinated liabilities, and the element of the fair value reserve relating to unrealised gains on equity instruments classified as available-for-sale.

Various limits are applied to elements of the capital base. Qualifying tier 2 capital cannot exceed tier 1 capital; and qualifying term subordinated loan capital may not exceed 50% of tier 1 capital. Other deductions from capital include the carrying amounts of investments in subsidiaries that are not included in the regulatory consideration, investments in the capital of Banks and certain other regulatory items.

Banking operations are categorised as either trading book or Banking book, and risk-weighted assets are determined according to specified requirements that seek to reflect the varying levels of risk attached to assets and off-balance sheet exposures.

The Bank's policy is to maintain a strong capital base so as to maintain investor, creditor and market confidence and to sustain future development of the business. The impact of the level of capital on shareholders' return is also recognised and the Bank recognises the need to maintain a balance between the higher returns that might be possible with greater gearing and the advantages and security afforded by a sound capital position.

The Bank has complied with all externally imposed capital requirements throughout the period.

There have been no material changes in the Bank's management of capital during the period.
The Bank's regulatory capital position at 31 December are as follows:

Adjusted Capital Base	2020	2019
Tier 1 capital	GH¢	GH¢
Ordinary share capital	2,437,154	2,382,569
Disclosed Reserve	8,460,191	7,525,633
Less: Investments in the capital of other financial institutions	(49,704)	(49,704)
Intangible Assets	(352,967)	-
	10,494,674	9,858,498
Tier 2 capital		
Other reserves (Revaluation)	39,404	39,404
	39,404	39,404
Total Adjusted Capital Base (Tier 1 and Tier 2)	10,534,078	9,897,902
Adjusted Asset Base		
Total assets	55,096,849	44,606,400
Less: Cash on hand	(1,387,499)	(1,466,491)
Claims on ARB Apex Bank (clearing)	(2,839,063)	(270,913)
Claims on ARB Apex Bank (5% Deposit)	(1,954,702)	(1,548,566)
Claims on government	(27,000,000)	(15,650,000)
Intangible Assets	(352,967)	-
Investment in the capital of other financial institutions	(49,704)	(49,704)
80% of claims on other Banks		
50% claims on other financial institutions	(2,618,629)	(4,231,165)
Adjusted total assets	18,894,285	21,389,562
100% of 3 years average annual gross income	8,592,999	5,826,369
Total Adjusted Asset Base	27,487,284	27,215,931
Capital adequacy ratio (adjusted capital base/adjusted asset base*100)	38.32%	36.37%

KINTAMPO RURAL BANK LIMITED

NOTES TO THE FINANCIALS STATEMENTS

YEAR ENDED 31 DECEMBER, 2020

Capital allocation

The allocation of capital between specific operations and activities is, to a large extent, driven by optimisation of the return achieved on the capital allocated. The amount of capital allocated to each operation or activity is based primarily upon the regulatory capital, but in some cases the regulatory requirements do not reflect fully the varying degree of risk associated with different activities. In such cases the capital requirements may be flexed to reflect differing risk profiles, subject to the overall level of capital to support a particular operation or activity not falling below the minimum required for regulatory purposes. The process of allocating capital to specific operations and activities is undertaken independently of those responsible for the finance and operation and is subject to review by the Bank as appropriate.

Although maximisation of the return on risk-adjusted capital is the principal basis used in determining how capital is allocated within the Bank to particular operations or activities, it is not the sole basis used for decision making.

Consideration also is made of synergies with other operations and activities, the availability of management and other resources, and the capability of the activity with the Bank's longer term strategic objectives.

The Bank's policies in respect of capital management and allocation are reviewed regularly by the Board of Directors.

Use of estimates and judgements

Management discussed with the Finance, Audit and Compliance Committee the development, selection and disclosure of the Bank's critical accounting policies and estimates, and the application of these policies and estimates. These disclosures supplement the commentary on financial risk management (see notes).

Key sources of estimation uncertainty

Allowances for credit losses

Assets accounted for at amortised cost are evaluated for impairment on a basis described in the accounting policy. The individual counterparty component of the total allowances for impairment applies to claims evaluated individually for impairment and is based on management's best estimate of the present value of the cash flows that are expected to be received. In estimating these cash flows, management makes judgements about counterparty's financial situation and the net realisable value of any underlying collateral.

Each impaired asset is assessed on its merits, and the workout strategy and estimate of cash flows considered recoverable are independently approved by the credit risk function.

Collectively assessed impairment allowances cover credit losses inherent in portfolios of claims with similar characteristics when there is objective evidence to suggest that they contain impaired claims, but the individual impaired items cannot yet be identified.

In assessing the need for collective loan loss allowances, management considers factors such as credit quality, portfolio size, concentrations, and economic factors. In order to estimate the required allowance, assumptions are made to define the way inherent losses are modelled and to determine the required input parameters, based on historical experience and current economic conditions. The accuracy of the allowances depends on how well these estimated future cash flows for specific counterparty allowances and the model assumptions and parameters are used in determining collective allowances.

Determining fair values

The determination of fair value for financial assets and liabilities for which there is no observable market price requires the use of valuation techniques as described in the accounting policy. For financial instruments that trade infrequently and have little price transparency, fair value is less objective, and requires varying degrees of judgement depending on liquidity, concentration, uncertainty of market factors, pricing assumptions and other risks affecting the specific instrument.

Critical accounting judgements in applying the Bank's accounting policies

Critical accounting judgements made in applying the Bank's accounting policies include:

Financial asset and liability classification

The Bank's accounting policies provide scope for assets and liabilities to be designated on inception into different accounting categories in certain circumstances:

- In classifying financial assets or liabilities as "trading", the Bank has determined that it meets the description of trading assets and liabilities set out in the accounting policy.
- In designating financial assets or liabilities at fair value through profit or loss, the Bank has determined that it has met one of the criteria for this designation set out in the accounting policy.
- In classifying financial assets as held-to-maturity, the Bank has determined that it has both the positive intention and ability to hold the assets until their maturity date as required by the accounting policy.

KINTAMPO RURAL BANK LIMITED

NOTES TO THE FINANCIALS STATEMENTS

YEAR ENDED 31 DECEMBER, 2020

Financial assets and liabilities

Accounting classifications and fair values

The table below sets out the Bank's classification of each class of financial assets and liabilities, and their fair values (excluding accrued interest).

2020	Carrying value	Fair value
	GH¢	GH¢
Assets as at 31 December, 2020		
Cash and cash equivalents	6,181,264	6,181,264
Non-pledged assets	5,237,259	5,237,259
Pledged assets	27,000,000	27,000,000
Loans & advances to customers	15,807,405	14,053,029
Other assets	850,122	850,122
Investment securities	49,704	49,704
	55,125,754	53,371,378
Liabilities as at 31 December, 2020		
Deposits from customers	39,454,969	39,454,969
Other liabilities	4,080,064	4,080,064
Institutional borrowings	289,336	289,336
	43,824,369	43,824,368
2019		
Assets as at 31 December, 2019		
Cash and cash equivalents	3,285,970	3,285,970
Non-pledged assets	8,462,329	8,462,329
Pledged assets	15,650,000	15,650,000
Loans & advances to customers	15,275,309	13,824,322
Other assets	1,723,740	1,723,740
Investment securities	49,704	49,704
	44,447,052	42,996,065
Liabilities as at 31 December, 2018		
Deposits from customers	30,791,452	30,791,452
Other liabilities	3,491,954	3,491,954
Institutional borrowings	195,070	195,070
	34,478,476	34,478,476
Net interest income	2020	2019
	GH¢	GH¢
Interest income		
Loans and advances to customers	4,843,406	4,788,656
Investment (Trading)	3,457,520	2,791,518
Total interest income	8,300,926	7,580,174
	2020	2019
	GH¢	GH¢
Interest expense		
Deposits from customers	501,736	409,228
Borrowings	10,450	
Debt securities issued	992,809	1,030,473
Total interest expense	1,504,995	1,439,701

KINTAMPO RURAL BANK LIMITED
NOTES TO THE FINANCIALS STATEMENTS
YEAR ENDED 31 DECEMBER, 2020

		2020 GH¢	2019 GH¢	
8. Net fees and commission income				
Fees and Commission Income				
Retail Banking customer fees		565,243	564,065	
SMS charges		26,910	15,801	
Sundry income		592,065	460,214	
Total fees and commission income		1,184,218	1,040,080	
Fees and commission expenses				
Susu mobilisation expenses		614,317	508,108	
Total fees and commission expenses		614,317	508,108	
Net fees and commission income		569,901	531,972	
9. Other income		2020 GH¢	2019 GH¢	
Profit on disposal of assets		-	-	
		-	-	
10. Personnel expenses		2020 GH¢	2019 GH¢	
Salaries		2,940,957	2,608,121	
Contributions to defined benefit plans - Tier 1		204,776	182,680	
Contributions to defined contribution plans - Tier 3		159,029	142,481	
Medical expenses		19,363	17,958	
Staff training		60,342	67,277	
		3,384,467	3,018,517	
11. Depreciation & Amortisation		2020 GH¢	2019 GH¢	
Depreciation of property & equipment		300,744	192,111	
		300,744	192,111	
12. Other expenses		2020 GH¢	2019 GH¢	
Directors fees & Meeting Expenses		258,636	303,874	
Software licensing and support		145,725	229,609	
Auditors' remuneration		25,000	18,900	
Operating lease rentals		-	36,612	
Electricity & water		188,091	181,701	
Other Administrative Expenses		1,067,268	1,143,326	
		1,684,720	1,914,022	
13. Income tax expense		2020 GH¢	2019 GH¢	
Current Income Tax (a)		481,230	366,189	
Deferred Income Tax (b)		27,872	20,760	
		509,102	386,949	
(a) Current income tax				
Year of Assessment	Balance at 1/1/2020	Payments for the year GH¢	Charged to P&L GH¢	Balance at 31/12/2020 GH¢
	159,727	(442,227)	366,189	83,689
	83,689	(353,689)	481,230	211,230
	243,416	(795,916)	847,419	294,919

All Tax liabilities are subject to the agreement with the Ghana Revenue Authority.
Income tax rate was 25% per the Income Tax Act, 2015 (Act 896).

KINTAMPO RURAL BANK LIMITED
NOTES TO THE FINANCIALS STATEMENTS
YEAR ENDED 31 DECEMBER, 2020

(b) Deferred income tax

	Assets GH¢	Liabilities GH¢	Net GH¢
2020			
Property and equipment	-	124,501	124,501
Impairment allowances for loan losses			-
Net Tax (Assets)/Liabilities	-	124,501	124,501

	Assets GH¢	Liabilities GH¢	Net GH¢
2019			
Property and Equipment		96,629	96,629
Impairment Allowances for Loan Losses	-	-	-
Net Tax (Assets)/Liabilities	-	96,629	96,629

Deferred income tax is calculated using the enacted income tax rate of 25% (2018: 25%). Deferred income tax liability and deferred income tax charge in the statement of profit or loss and other comprehensive income are attributable to the following items;

	Balance at 1/1/2020 GH¢	Recognised in P&L GH¢	Balance at 31/12/2020 GH¢
2020			
Property and equipment		27,872	27,872
Impairment allowances for loan losses		-	-
Total	-	27,872	27,872

	Balance 1/1/2019 GH¢	Recognised in P&L GH¢	Balance 31/12/2019 GH¢
2019			
Property and Equipment		20,760	20,760
Impairment Allowances for Loan Losses	-	-	-
Total	-	20,760	20,760

Reconciliation of effective tax rate

	2020 GH¢
Profit before income tax	1,443,659
Income tax using the enacted corporate tax rate	360,915
Non-deductible expenses	213,247
Tax incentive not recognised in the income statement	(92,932)
Deferred tax	27,872
Total income tax expense in income statement	-

Effective tax rate

35.26%

Earnings per share

Basic earnings per share

The calculation of basic earnings per share at 31 December 2020 was based on the profit attributable to ordinary shareholders of GH¢934,558 (2019: GH¢923,510) and number of ordinary shares of **18,776,633 (2019: 18,503,710) existing as at 31 December, calculated as follows:**

	2020 GH¢	2019 GH¢
Profit attributable to ordinary shareholders		
Net profit for the year attributable to equity holders of the Bank	934,557	923,510
Weighted average number of ordinary shares		
Issued ordinary shares at 1 January	18,503,710	18,171,853
Effect of share issued as at 31 December	272,923	331,857
Number of ordinary shares at 31 December	18,776,633	18,503,710

Diluted earnings per share

The calculation of diluted earnings per share at 31 December 2020 was based on the profit attributable to ordinary shareholders of GH¢934,558 (2019: GH¢923,510) and number of ordinary shares after adjustment for the effects of all dilutive potential ordinary shares of 18,776,633 (2019: 18,503,710) calculated as follows:

KINTAMPO RURAL BANK LIMITED
NOTES TO THE FINANCIALS STATEMENTS
YEAR ENDED 31 DECEMBER, 2020

	2020 GH¢	2019 GH¢
Profit attributable to ordinary shareholders (diluted)		
Profit for the year attributable to ordinary shareholders	934,557	923,510
	2020 GH¢	2019 GH¢
Weighted average number of ordinary shares (diluted)		
Number of ordinary shares (basic)	18,503,710	18,171,853
Effect of share purchase after 31 December	272,923	331,857
Number of ordinary shares (diluted) at 31 December	18,776,633	18,503,710
15. Dividend per share		
At the Annual General Meeting to be held in 2021, no dividend in respect of the year ended 31 December 2020 per Bank of Ghana directives per its Notice No.BG/GOV/SEC/2020/03 on Suspension of Distribution of Dividends for the Financial Years 2019 and 2020.		
16. Cash and cash equivalents	2020 GH¢	2019 GH¢
Cash balance	1,387,499	1,466,491
Unrestricted balance with ARB Apex Bank & Others	2,839,063	270,913
Restricted balance with ARB Apex Bank- 5% placement	1,954,702	1,548,566
	6,181,264	3,285,970
	2020 GH¢	2019 GH¢
17. Non-pledged trading assets		
Fixed Deposits and Call Accounts:		
Ideal Finance Inv	-	2,062,329
Apex Partners Finance Inv.	500,000	500,000
Bond Savings & Loans Limited	3,537,259	3,000,000
ACOD 7	1,200,000	2,900,000
	5,237,259	8,462,329
	2020 GH¢	2019 GH¢
18. Pledged trading assets		
Bank of Ghana Treasury Bills held by:		
ARB Apex Bank	27,000,000	15,650,000
	27,000,000	15,650,000

The trading assets balance held at the reporting date was as scheduled.

Trading liabilities

There was no trading liabilities during the year.

KINTAMPO RURAL BANK LIMITED
NOTES TO THE FINANCIALS STATEMENTS
YEAR ENDED 31 DECEMBER, 2020

	2020 GH¢	2019 GH¢
19. Loans and advances to customers		
Loans and advances to customers at fair value through profit or loss	15,807,405	15,275,309
	15,807,405	15,275,309
Allowances for impairment	(1,754,376)	(1,202,134)
	14,053,029	14,073,175
Loans and advances to customers at amortised cost-		
Loans by business segment to customers:		
Agriculture	938,768	999,816
Cottage industries	467,235	735,148
Transport	581,939	512,455
Commerce	5,420,351	5,071,062
Susu and other credit lines	8,399,112	7,956,828
	15,807,405	15,275,309
Allowances for impairment		
Individual allowances for impairment		
Balance at 1 January	1,202,134	964,798
Impairment loss for the year:		
Charge for the year	552,242	237,336
Excess Impairment		
Write-offs	-	
Balance at 31 December	1,754,376	1,202,134
Loans and advances to customers at fair value through profit or loss		
At 31 December 2020 the maximum exposure to credit risk on loans and advances at fair value through profit or loss was GH¢15.80 million (2019: GH¢15.27 million).		
Loan statistics		
i) Twenty (20) largest exposure to total exposures	14.90%	13.06%
ii) Loan loss provision ratio	11.10%	7.87%
20. Deferred tax assets and liabilities		
Deferred tax is calculated, in full, on all temporary differences under the liability method using a principal tax rate of 25% (2019: 25%). The movement on the deferred income tax account is as follows:		
	2020 GH¢	2019 GH¢
Balance at 1/1/20	96,629	75,869
Income Statement (credit)/charge	27,872	20,760
Net tax (assets)/ liabilities	124,501	96,629

KINTAMPO RURAL BANK LIMITED
NOTES TO THE FINANCIALS STATEMENTS
YEAR ENDED 31 DECEMBER, 2020

21.	2020 GH¢	2019 GH¢
Other assets		
Office account	2	1
Cheque Book Suspense	2,743	2,754
Accrued interest - investments	173,086	528,383
Accrued interest -Loans	-	179,442
Stationery stocks	144,743	111,274
Prepayments	11,923	131,556
ATM Stock	8,347	7,615
E-ZWICH operations	26,021	218,953
Unassigned Lines	1,867	-
Others-Interest in Arrears	481,390	543,762
	850,122	1,723,740
22.	2020	2019
Investment in Securities	GH¢	GH¢
Investment in ordinary shares of ARB Apex Bank	49,704	49,704
	49,704	49,704

Investment in securities have upon initial recognition been designated at fair value through equity, and therefore eliminates or reduces any accounting mismatch that would otherwise arise.

23. **Leases (IFRS 16)**
The Company applies IFRS 16 where leases are recognized as right-of-use assets and corresponding liabilities at the date at which the leased assets are available for use by the Company. The right-of-use asset is presented separately in the statement of financial position, except for right-of-use assets that meet the definition of investment property, which is presented in the statement of financial position in separate line items – “investment property”.
IFRS 16 allows two methods of initial application: (1) full retrospective application with the restatement of comparatives and (2) modified retrospective approach without the restatement of comparatives and with certain simplifications available upon adoption. The Company has elected to use the second approach by implementing the standard retrospectively in relation to all leases in which the Company is a lessee without restating comparatives. The implementation of IFRS 16 will not affect total equity. The adjustments to assets and liabilities are disclosed in the financial statements.

The Company has elected to apply the exemption for low value assets on lease-by-lease basis. The Company has decided that for the leases where the asset is sub-leased, a right-of-use asset is recognized with the corresponding lease liability. For all other leases of low value assets, the lease payment associated with those leases will be recognized as an expense on a straight-line basis over the lease term.

KINTAMPO RURAL BANK LIMITED
NOTES TO THE FINANCIALS STATEMENTS
YEAR ENDED 31 DECEMBER, 2020

24(a). PROPERTY, PLANT & EQUIPMENT- 2020

COST	Land & Buildings GH¢	Motor Vehicles GH¢	Furniture & Fittings GH¢	Office Equipment GH¢	Computers & Accessories GH¢	Right of Use GH¢	Motor Bike GH¢	Plant & Generator GH¢	Computer Software GH¢	Total GH¢
Balance at 1/1/2020	1,243,155	219,241	132,144	262,317	525,448	-	24,465	59,693	-	2,466,463
Additions	-	-	-	55,460	63,000	193,306	-	-	352,967	664,733
Disposal	-	-	-	-	-	-	-	-	-	-
Balance at 31/12/2020	1,243,155	219,241	132,144	317,777	588,448	193,306	24,465	59,693	352,967	3,131,196
DEPRECIATION										
Balance at 1/1/2020	408,400	219,241	75,021	172,807	188,562	-	15,720	25,230	-	1,104,981
Charge for the year	62,158	-	16,838	40,471	119,462	40,506	6,558	2,985	11,766	300,744
Disposal	-	-	-	-	-	-	-	-	-	-
Balance at 31/12/2020	470,558	219,241	91,859	213,278	308,024	40,506	22,278	28,215	11,766	1,405,725
CARRYING AMOUNT										
31/12/2020	772,597	-	40,285	104,499	280,424		2,187	31,478	341,201	1,725,471
CARRYING AMOUNT										
31/12/2019	834,755	-	57,123	89,510	336,886		8,745	34,463		1,361,482

24(a). PROPERTY, PLANT & EQUIPMENT- 2019

COST	Land & Buildings GH¢	Motor Vehicles GH¢	Furniture & Fittings GH¢	Office Equipment GH¢	Computers & Accessories GH¢	Motor Bike GH¢	Plant & Generator GH¢	Total GH¢
Balance at 1/1/2019	1,177,454	219,241	107,712	200,351	251,603	24,465	59,693	2,040,519
Additions	65,701	-	24,432	61,966	273,845	-	-	425,944
Balance at 31/12/2019	1,243,155	219,241	132,144	262,317	525,448	24,465	59,693	2,466,463
DEPRECIATION								
Balance at 1/1/2019	348,159	217,295	67,878	142,951	105,176	9,163	22,248	912,870
Charge for the year	60,241	1,946	7,143	29,856	83,386	6,557	2,982	192,111
Balance at 31/12/2019	408,400	219,241	75,021	172,807	188,562	15,720	25,230	1,104,981
CARRYING AMOUNT								
31/12/2019	834,755	-	57,123	89,510	336,886	8,745	34,463	1,361,482
CARRYING AMOUNT								
31/12/2018	829,295	1,946	39,834	57,400	146,427	15,302	37,445	1,127,649

KINTAMPO RURAL BANK LIMITED
NOTES TO THE FINANCIALS STATEMENTS
YEAR ENDED 31 DECEMBER, 2020

25. Deposits from customers	2020	2019
Retail customers:	GH¢	GH¢
Demand deposits	5,690,213	4,627,742
Savings deposits	15,574,562	12,881,497
Time deposits	8,177,977	6,615,355
Others-Ezwich	782,661	452,373
Installment deposits- Susu	9,229,556	6,214,485
	39,454,969	30,791,452
Deposit statistics		
i) Ten (10) largest depositors to total deposit ratio	11.17%	12.56%
26. Provisions	2020	2019
Community Development Fund Provision	GH¢	GH¢
Balance at begin	-	155,170
Transfer from income surplus	-	-
Funds Applied	-	(155,170)
Balance at end	-	-
	2020	2019
(b) General Pension Fund Provision	GH¢	GH¢
Balance at begin	-	82,634
Transfer from income surplus	-	-
Funds Applied	-	(82,634)
Balance at end	-	-
Total Provisions	-	-
27. Borrowings	2020	2019
	GH¢	GH¢
KFW Loan	139,336	195,070
Venture Capital Fund Loan	150,000	-
	289,336	195,070
28. Other liabilities	2020	2019
	GH¢	GH¢
Unearned Discount on Treasury Bills	893,098	380,631
Unearned Interest / Interest in Arrears	461,017	465,233
Audit Fees	29,531	18,900
Office Account	255,034	281,220
Microfinance Project	110,767	87,529
T24 Software Payable	240,213	-
Payment Order	1,013,591	1,366,314
Mmaa Nkosuo Insurance	511,547	544,921
Accrued Charges/Interest	197,990	212,884
Bancassurance Account	3,400	4,288
AGM Suspense	72,096	-
Mmaa Nkosuo Scheme	-	29,711
GH Link & ATM Remote	58,795	-
Others - (U-Connect Operations)	-	1,173
Ezwich Operations	22,255	54,662
Interest Suspense	153,314	-
Susu Project Account	57,416	44,488
	4,080,064	3,491,954
29. a) Stated capital - 2020		

KINTAMPO RURAL BANK LIMITED

NOTES TO THE FINANCIALS STATEMENTS

YEAR ENDED 31 DECEMBER, 2020

Ordinary shares	Number of Shares		Proceeds	
	2020	2019	2020 GH¢	2019 GH¢
Authorised:				
Ordinary shares of no par value	50,000,000	50,000,000		
Preference Shares	125,000	125,000		
Issued and fully paid:				
Balance at 1.1	18,503,710	18,171,853	2,382,556	2,316,185
For Cash - 2020	272,923	331,857	54,585	66,371
Capitalisation Issues			-	
	18,776,633	18,503,710	2,437,141	2,382,556
Preference Shares	125,000	125,000	13	
Balance at 31.12			2,437,154	2,382,569

b) Stated capital - 2019

Ordinary shares	Number of Shares		Proceeds	
	2019	2018	2019 GH¢	2018 GH¢
Authorised:				
Ordinary shares of no par value	50,000,000	50,000,000		
Preference Shares	125,000	125,000		
Issued and fully paid:				
Balance at 1.1	18,171,853	12,844,170	2,316,185	1,250,662
For Cash - 2019	331,857	327,683	66,371	65,523
Capitalisation Issues	-	5,000,000	-	1,000,000
	18,503,710	18,171,853	2,382,556	2,316,185
Preference Shares	125,000	125,000	13	
Balance at 31.12			2,382,569	2,316,198

Shares in treasury

There is no share in treasury and no call or instalment unpaid on any share.

Income surplus

This represents the residual of cumulative annual profits that are available for distribution to shareholders.

Statement of changes in issued number of shares

	Ordinary Shares 2020	Ordinary Shares 2019
On issue at 1 January	18,503,710	18,171,853
Number of shares issued during the year	272,923	331,857
On issue at 31 December	18,776,633	18,503,710

At 31 December 2020 the authorised share capital comprised 50,000,000 ordinary shares (2019: 50,000,000)

The shares are of no par value. All issued shares are fully paid.

The holders of ordinary shares are entitled to receive dividends as declared from time to time and are entitled to poll voting per share at meetings of the Bank. All shares rank equal with regard to the Bank's residual assets.

Dividend

The following dividends were paid by the Bank for the year ended 31 December:

Dividend payable through Bonus Issue

GH ¢0.00 per ordinary share (2019 nil)

2020 GH¢	2019 GH¢
-------------	-------------

-
-

After 31 December 2020 dividend payable through bonus issue was GH¢0.02 per ordinary share (2019:GH¢0.00) was proposed by the directors. The dividends have not been provided for in the profit or loss or the statement of financial position and there are income tax consequence on such bonus issues.

KINTAMPO RURAL BANK LIMITED
NOTES TO THE FINANCIALS STATEMENTS
YEAR ENDED 31 DECEMBER, 2020

	2020	2019
	GH¢	GH¢
30. Revaluation reserve		
Balance at begin	39,404	39,404
Balance at end	39,404	39,404

This represents an amount held as revaluation reserve in share value acquired at ARB Apex Bank Limited

	2020	2019
	GH¢	GH¢
31. Statutory reserve		
Balance at Begin	1,930,105	1,468,350
Transfer from income surplus	233,639	461,755
Balance at End	2,163,744	1,930,105

This is a non-distributable reserve. The transfer to Statutory Reserve Fund represents 25% (2019 : 50%) of the net profit after tax and before dividend for the year. The transfer is in compliance with section 34 of the Banks and Specialised Deposit-Taking Institutions Act, 2016 (Act 930).

32. Credit risk reserve

The credit risk reserve is a non-distributable reserve and it represents the excess of the total provisions for loans and advances provision determined in accordance with the Bank of Ghana prudential guidelines over the impairment loss for loans and advances recognised in the income statement under the IFRS framework.

As at the reporting date, total provision for losses under the Bank of Ghana provisioning criteria amount to GH¢1,514,119 (2019:GH¢1,116,437). This was below the impairment allowance for loans and advances recognised under the IFRS framework of GH¢1,754,376.

33. Contingencies

Claims and litigation

There was no claim brought by any person against the Bank.

Contingent liabilities

In the ordinary course of business, the Bank did conduct business involving guarantees and did not engage in letters of credits and acceptances. These facilities are offset by corresponding obligations of third parties.

Nature of contingent liabilities

Guarantees are generally written by a Bank to support performance by a customer to third parties. The Bank will only be required to meet these obligations in the event of the customer's default.

Letters of credit commit the Bank to make payment to third parties, on production of documents, which are subsequently reimbursed by customers.

An acceptance is an undertaking by the Bank to pay a bill of exchange drawn on the customer. The Bank expects most acceptances to be presented and reimbursed by the customer immediately.

The nominal principal amount of the guarantees are as follows:

	2020	2019
	GH¢	GH¢
Guarantees	-	-
	-	-

KINTAMPO RURAL BANK LIMITED

NOTES TO THE FINANCIALS STATEMENTS

YEAR ENDED 31 DECEMBER, 2020

34. Related parties

Transactions with key management personnel

The Bank's key management personnel includes directors (executive and non-executive) and members of the executive committee. Transactions in the normal course of business with these people who are hereby referred to as related party are as follows:

	2020 GH¢	2019 GH¢
Staff Loans and advances	Closing balance 746,695	Closing balance 805,424
Interest income on loans and advances	37,335	42,207
Directors Loans and advances	-	-
Interest rates charged on these loans and advances were at concessionary rates.		
The loans granted are secured with staff provident fund contribution (Tier III Pension). No specific allowance has been made for impairment losses on balances with key management personnel at the year end.		
These balances have, however been collectively impaired as part of the portfolio impairment assessment.		

35. Capital Commitments

There was no capital commitments as of 31 December, 2020 (2019: Nil)

36. Country analysis

All assets and liabilities of the Bank are held in Ghana.

37. Comparative figures

Where necessary, figures within notes have been restated to either conform to changes in presentation in the current year or for the adoption of new IFRS requirement.

38. Adoption of new and revised standards

At the date of authorisation of these financial statements, the following standard and interpretation which has not been applied in these financial statements, but will have an impact on future financial statements, were in issue and was effective:

IFRS 16 leases

The adoption of IFRS 16 leases, which the Bank adopted during the year commencing 1 January 2020, and it impacted on both the measurement and disclosures of leases.

39. Value added statement

	2020 GH¢	2019 GH¢
Interest earned and other operating income	9,485,144	8,620,254
Direct cost of services	(6,138,338)	(5,606,359)
Value added by Banking services	3,346,806	3,013,895
Non-Banking Income	-	-
Impairments	552,242	237,336
Value Added	3,899,048	3,251,231
Distributed as follows:		
To Employees:-		
Directors (non-executives)	258,636	303,874
Other employees	3,384,467	3,018,517
To Government:		
Income tax	509,102	386,949
To providers of capital:-		
Dividends to shareholders	-	(274,931)
To expansion and growth		
Depreciation	300,744	192,111
Amortisation	-	-
Income Surplus	934,557	923,510

KINTAMPO RURAL BANK LIMITED

SHAREHOLDERS INFORMATION

YEAR ENDED 31 DECEMBER, 2020

40. Analysis of shareholdings as at 31 December, 2020

Number of shareholders

The Bank has one thousand, nine hundred and ninety-six (1,996) ordinary shareholders at 31 December, 2020 distributed as follows:

Category	Number of Shareholders	Number of Shares	Percentage Holding (%)
1-1,000	1,170	514,670	2.74%
1,001-5,000	499	1,200,731	6.39%
5,001-10,000	124	923,814	4.92%
Over 10,000	203	16,137,418	85.94%
Total	1,996	18,776,633	100.00%

Directors' shareholding

Name of Director	Number of Shares	Percentage Holding (%)
1. Hon. Yaw Effah-Baafi	1,909,793	10.17%
2. Mr. Boyd Donkor	1,643,201	8.75%
3. Dr. Sulemana Abubakari	677,554	3.61%
4. Madam Mary Ama Owusu	90,351	0.48%
5. Mr. Martin Kwame Kodom	230,390	1.23%
6. Mr. Appiah Donyina	311,648	1.66%
7. Nana Owusu Gyare II	31,696	0.17%
8. Mr. Yaw Wiredu Peprah	206,950	1.10%
Total	5,101,583	27.17%

Twenty (20) largest shareholders

Name of shareholder	Number of Shares	Percentage Holding (%)
1. Yaw Effah-Baafi (Hon)	1,909,793	10.17%
2. Boyd Donkor	1,643,201	8.75%
3. Isaac Gyamfi-Boateng	681,771	3.63%
4. Sulemana Abubakari (Dr)	677,554	3.61%
5. Kwabena Takyi Ekuban	563,846	3.00%
6. Samuel Donyina Ameyaw (Dr)	523,002	2.79%
7. Agyapong Adu-Baah	462,904	2.47%
8. Philip Kwadwo Asante	386,190	2.06%
9. Akua Serwaa's Children	320,376	1.71%
10. Appiah Donyina	311,648	1.66%
11. Joseph Kwasi Fah	307,880	1.64%
12. Stephen Apanga	274,658	1.46%
13. Joseph Kwabena Appiah	238,436	1.27%
14. Martin Kwame Kodom	230,390	1.23%
15. Melody Asamoah-Frimpong	229,026	2.53%
16. George Kwaku Adamu	219,877	1.17%
17. Yaw Wiredu Peprah	206,950	1.10%
18. Kwasi Gyasi	195,210	1.04%
19. Pam Foundation	177,663	0.95%
20. Matthew Owusu Mensah	169,209	0.95%
Reported Totals	9,729,584	51.82%
Unreported Totals	9,047,049	48.18%
Total	18,776,633	100.00%

KINTAMPO RURAL BANK LIMITED
TAX COMPUTATION
YEAR OF ASSESSMENT-2020

		GH¢
Net Profit as per Accounts		1,443,659
Add Back:		
Depreciation		300,744
Doubtful Debts Charge		552,242
Adjusted Profit		<u>2,296,645</u>
Less:		
Capital Allowances:B/F	-	
Cap. All. Computed	<u>371,726</u>	
	371,726	
Cap. All. Utilised	<u>-371,726</u>	<u>(371,726)</u>
Chargeable Income		1,924,918
Tax thereon @	25%	<u><u>481,230.00</u></u>

This is subject to agreement with the Ghana Revenue Authority.

KINTAMPO RURAL BANK LIMITED
CAPITAL ALLOWANCE COMPUTATION
2020 YEAR OF ASSESSMENT

	COMPUTER & ACCESSORIES POOL 1 40% GH¢	MOTOR VEHICLE POOL 2 30% GH¢	FURNITURE & EQUIPMENT POOL 4 20% GH¢	BUILDINGS POOL 5 A 10% GH¢	BUILDINGS POOL 5 B 10% GH¢	TOTAL GH¢
WDV/ COST- 1/1/20	220,801	44,855	215,394	493,918	-	974,968
ADDITIONS	415,967	-	55,460	-	-	
	636,768	44,855	270,854	493,918	-	
DEP. ALLOWANCE	254,707	13,457	54,171	49,392	-	371,726
WDV 31/12/20	382,061	31,399	216,683	444,526	-	1,074,669